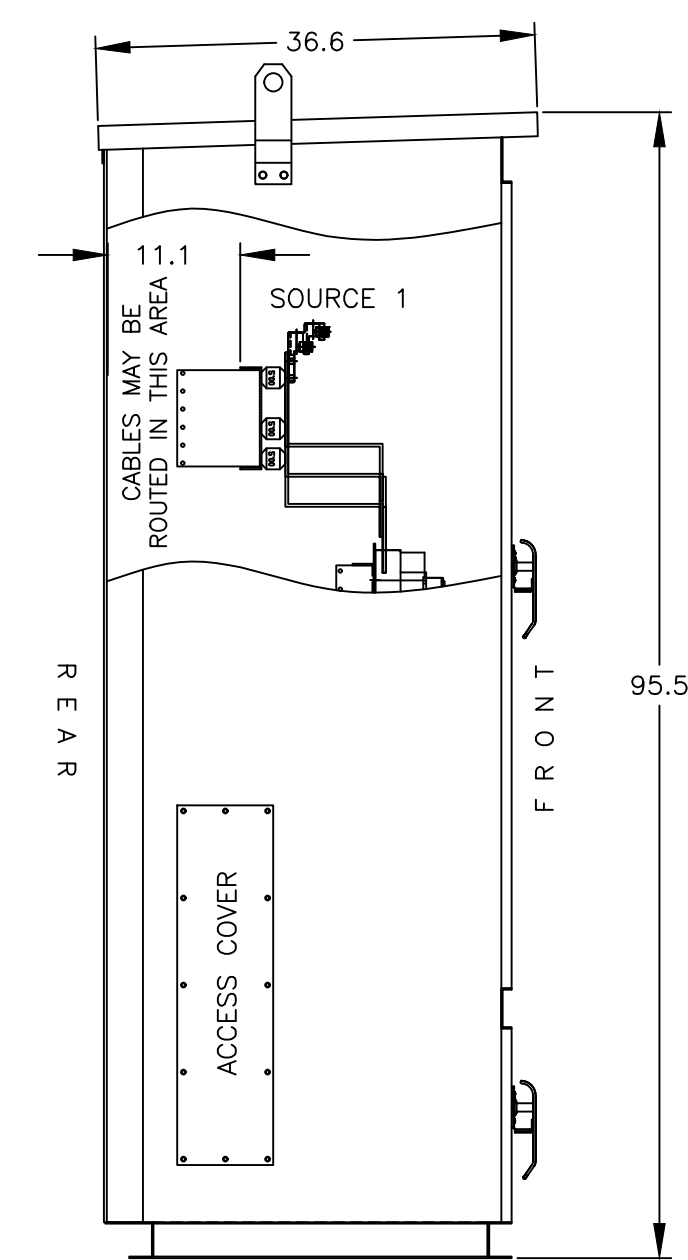
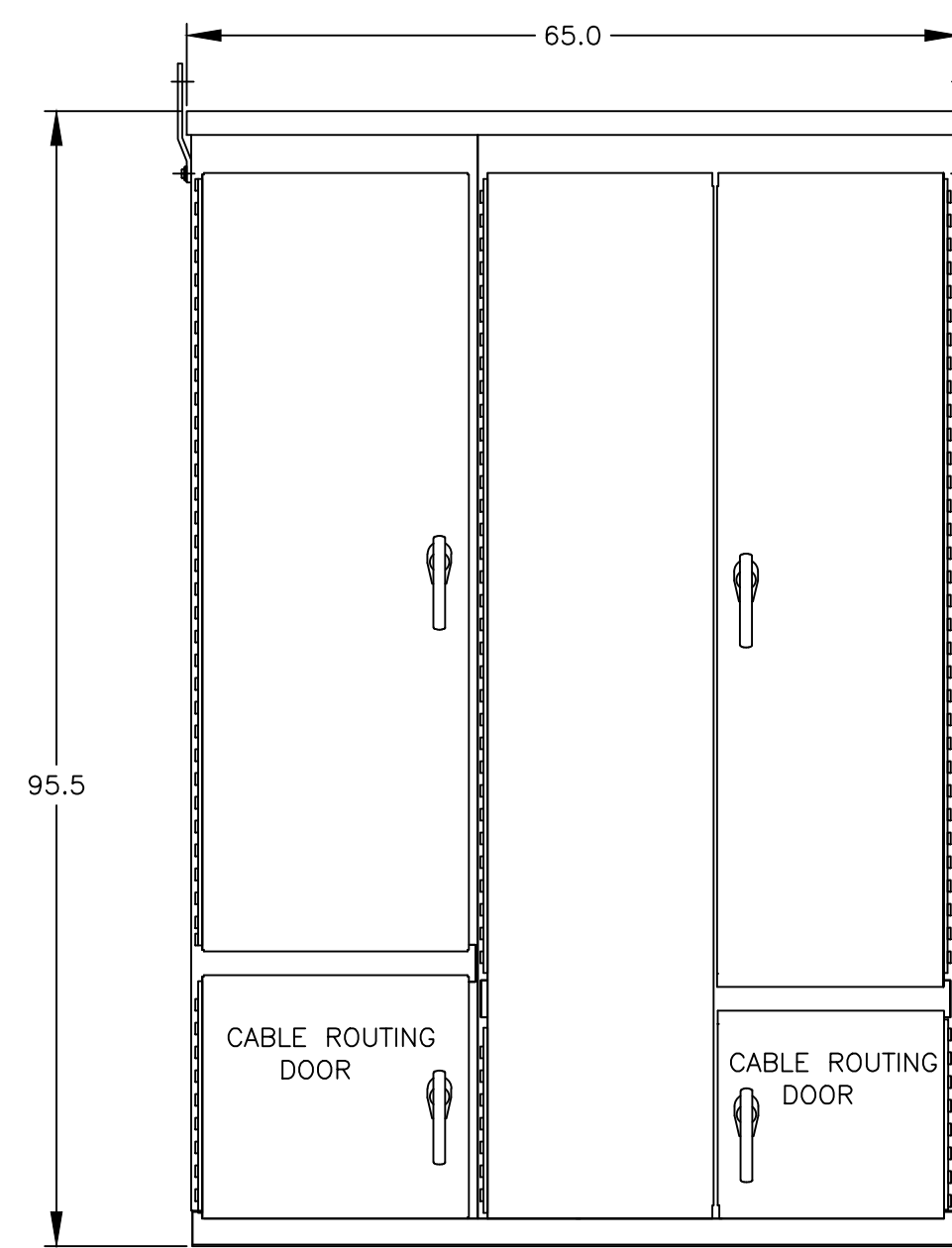


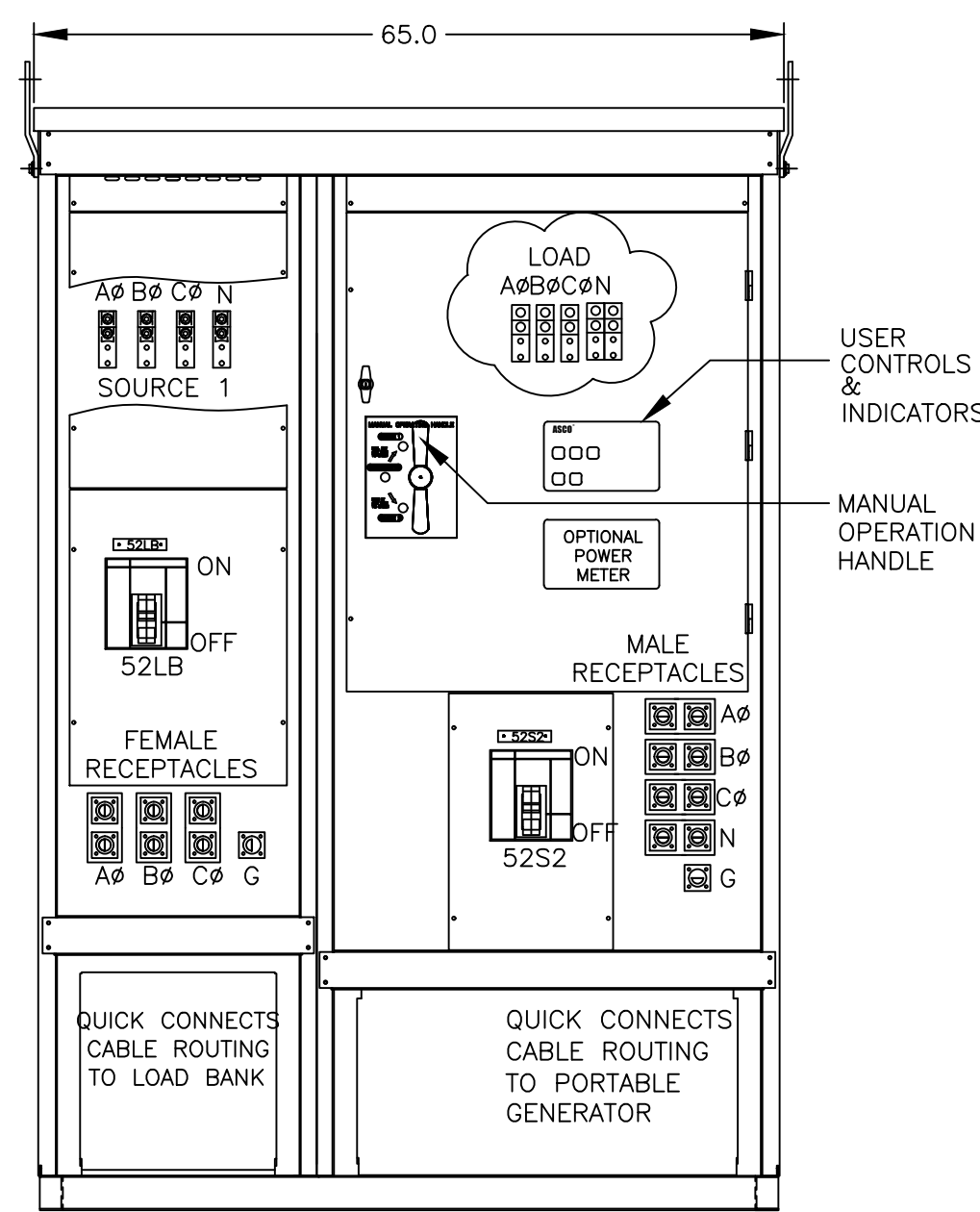
TOP VIEW



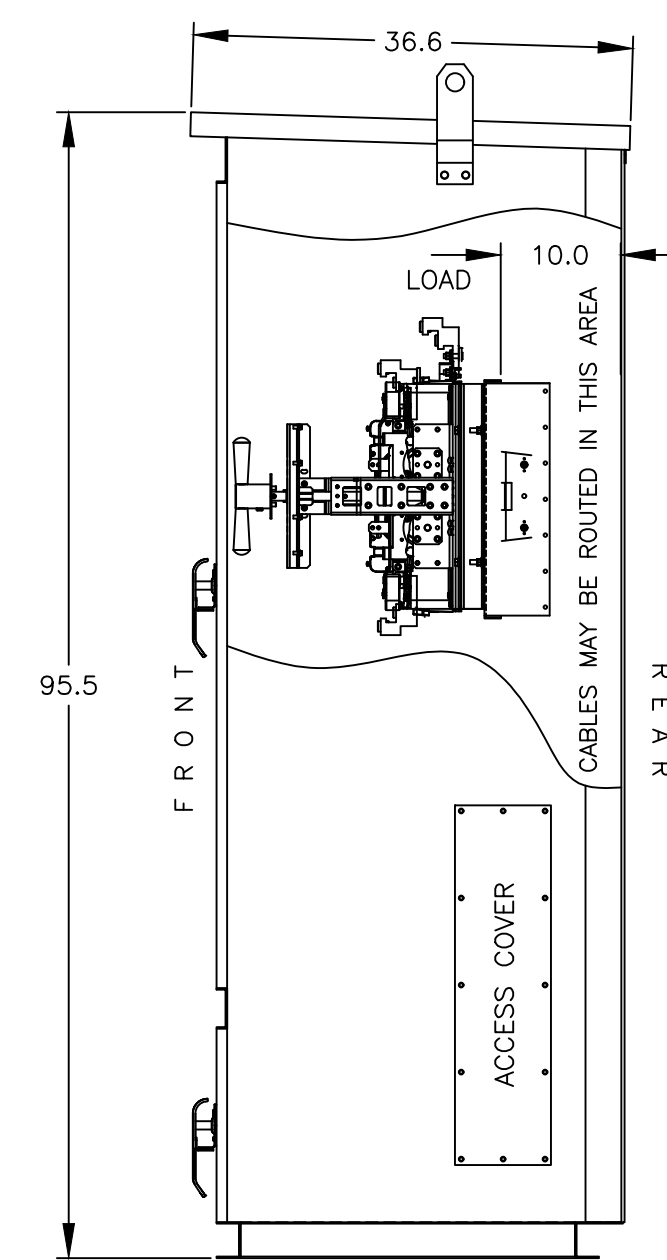
SECTION 1  
LEFT SIDE VIEW



SECTION 1 SECTION 2  
FRONT VIEW



SECTION 1 SECTION 2  
FRONT VIEW WITHOUT EXTERIOR DOORS



SECTION 2  
RIGHT SIDE VIEW

GENERAL NOTES

- FLOOR MOUNTED ENCLOSURE.  
TYPE 3R CONSTRUCTED FROM CODE GAUGE STEEL.  
FINISH: TYPE 3R, ANSI 61 GRAY POLYESTER SEMI GLOSS ELECTROSTATIC POWDER.  
TYPE 3RX EXTERIOR CONSTRUCTED FROM CODE GAUGE STAINLESS STEEL.  
(R) EXTERIOR CONSTRUCTED FROM TYPE 304 STAINLESS STEEL.  
(S) EXTERIOR CONSTRUCTED FROM TYPE 316 STAINLESS STEEL.
- EXTERIOR DOORS HAVE PADLOCKABLE HANDLES WITH 3-POINT LATCH
- DESIGNED FOR FRONT.
- RECOMMENDED CLEARANCES: FRONT: 36", REAR: NONE.
- LIFTING PLATES: SECTIONS ARE SUPPLIED WITH LIFTING PLATES. INSPECT PLATES FOR DAMAGE AND TORQUE BOLTS TO 45 FT LBS BEFORE USE. REFER TO ANSI/NEMA PB 2.1 FOR PROPER HANDLING OF EQUIPMENT. AFTER INSTALLATION OF SECTION, REMOVE LIFTING PLATES. REINSTALL BOLTS INTO EXTERIOR HOLES AND TORQUE TO APPROXIMATELY 20 FT LBS.
- SECTION 1 & SECTION 2 SHIP AS 1 UNIT (NO SHIPPING SPLIT).

SYSTEM NOTES

- SYSTEM RATING: 600 AMPS.  
SHORT CIRCUIT RATING : SOURCE 1: 42,000 RMS SYM @ 480V.  
SOURCE 2: 22,000 RMS SYM @ 480V.
- ALL BUS IS SILVER-PLATED COPPER, BASED ON 1000A PER SQ. IN. DENSITY.
- GROUND: 25% RATED.
- NEUTRAL: 100% RATED.
- APPLICABLE LABEL(S): U.L. 891

TRANSFER SWITCH

- J FRAME MANUAL TRANSFER SWITCH 600A.
- TRANSFER SWITCH RATING: 600 AMPS.  
SHORT CIRCUIT RATING WHEN PROTECTED BY A CIRCUIT BREAKER  
TIME RESPONSE, MAXIMUM 0.05 SECONDS: 42,000 RMS SYM @ 480V.  
SPECIFIC BREAKER RATING: 50,000 RMS SYM @ 480V.
- A FULL RATED NEUTRAL CONNECTION FOR EACH SOURCE AND THE LOAD IS OPTIONAL.  
WHEN PROVIDED IT IS IN ONE OF THE FOLLOWING FORMATS.  
A. SOLID NEUTRAL  
B. SWITCHED NEUTRAL POLE
- UL 1008

CIRCUIT BREAKER: ITEM 52LB

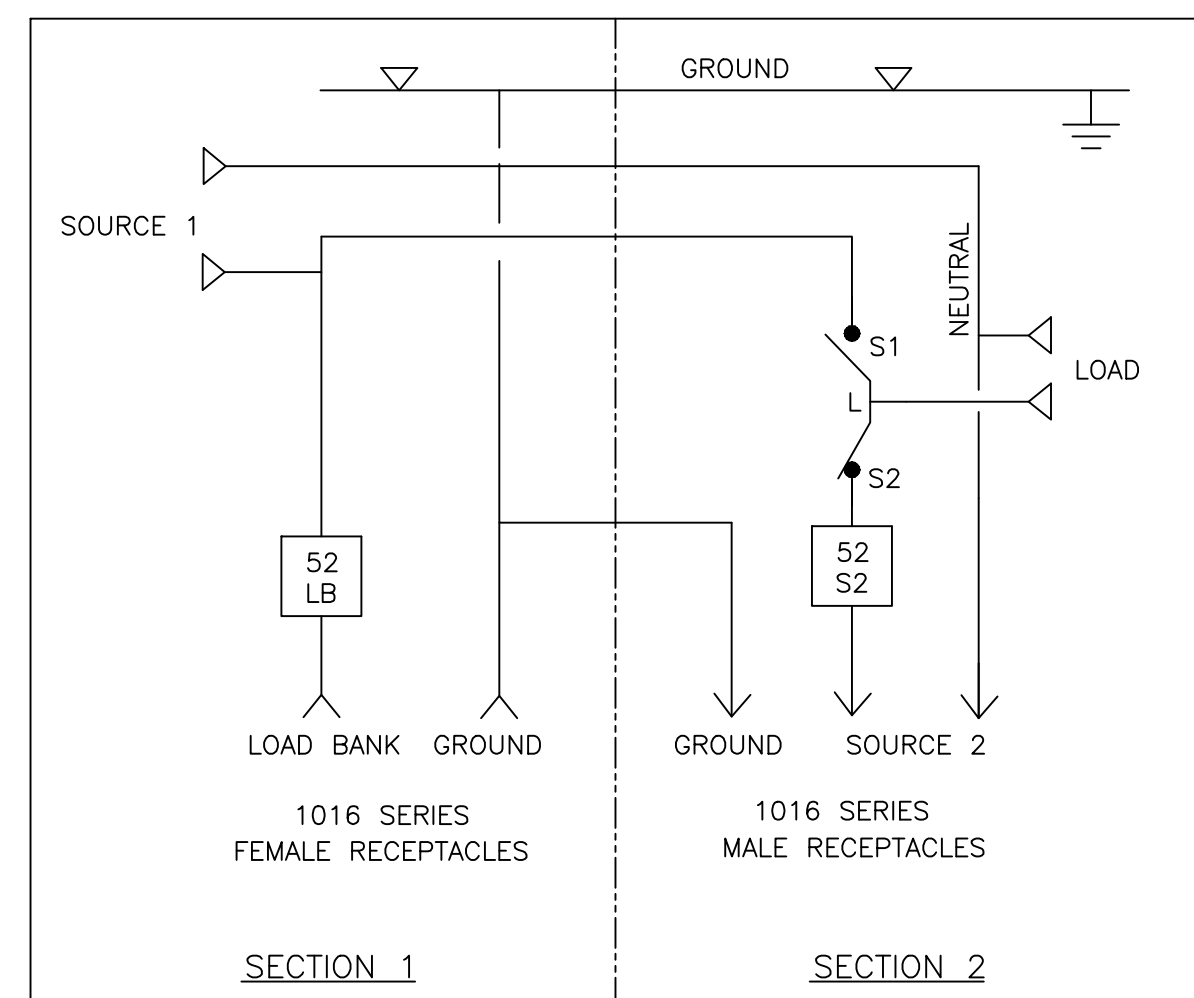
- SQUARE "D" 80% RATED TYPE "PJF" MOLDED CASE CIRCUIT BREAKER 1200AF/600AT.  
ELECTRONIC TRIP UNIT WITH LONG DELAY AND INSTANTANEOUS TRIP SETTINGS.  
SHORT CIRCUIT RATING: AIC 65,000 RMS SYM @ 480V.
- OPTIONAL 100% RATED BREAKER MAY BE SUPPLIED.
- OPTIONAL \_\_\_VAC SHUNT TRIP MAY BE SUPPLIED.
- U.L. 489

CIRCUIT BREAKER: ITEM 52S2

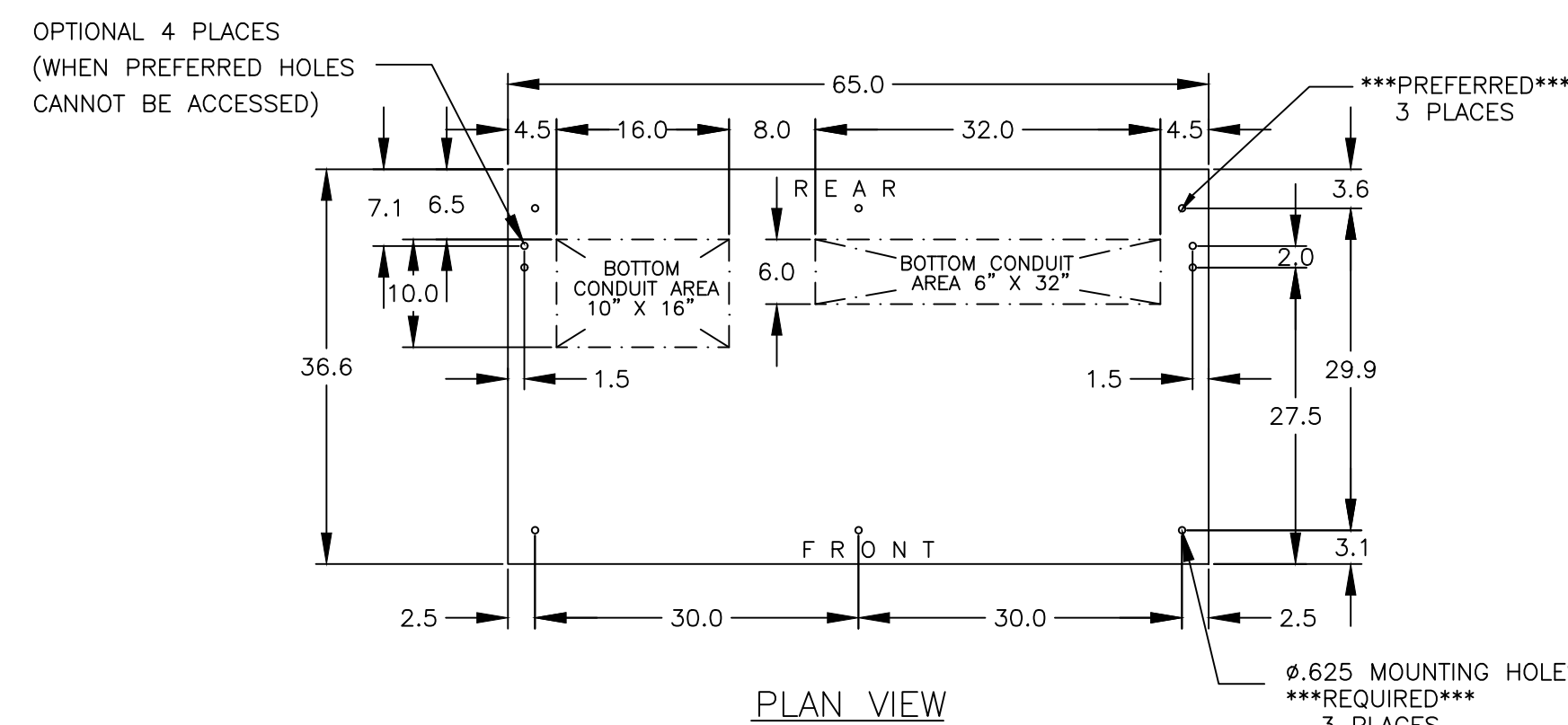
- SQUARE "D" 80% RATED TYPE "PJM" MOLDED CASE CIRCUIT BREAKER 1200AF/600AT.  
ELECTRONIC TRIP UNIT WITH LONG DELAY AND INSTANTANEOUS TRIP SETTINGS.  
SHORT CIRCUIT RATING: AIC 65,000 RMS SYM @ 480V.
- OPTIONAL 100% RATED BREAKER MAY BE SUPPLIED.
- OPTIONAL \_\_\_VAC SHUNT TRIP MAY BE SUPPLIED.
- U.L. 489

TERMINATIONS

- SUPPLIED WITH MECHANICAL (SCREW TYPE) LUGS.  
LOAD: (2) 1/0 - 600MCM PER PHASE & NEUTRAL & GROUND  
SOURCE 1: (2) 1/0 - 600MCM PER PHASE & NEUTRAL & GROUND  
A. SUITABLE WIRE BENDING SPACE IS PROVIDED AS PER THE NEC
- SUPPLIED WITH 1016 SERIES SINGLE POLE FEMALE RECEPTACLES.  
LOAD BANK : (2) PER PHASE  
LOAD BANK : (1) ON GROUND
- SUPPLIED WITH 1016 SERIES SINGLE POLE MALE RECEPTACLES.  
SOURCE 2: (2) PER PHASE & NEUTRAL  
SOURCE 2: (1) ON GROUND



ONLINE DIAGRAM



PLAN VIEW

B	291031	US	RN	08/27/21
SEE ECN				
A	290179	SV	RN	07-01-21
SEE ECN				
	288322	SV	RN	02-23-21

PROJECT NAME:		REV. TO SHEET	ECN NO.	BY	APP.	DATE
OUTLINE		MOUNTING				
JMGDQ 600A, PJF AND CAM-LOK ON LB & PJM AND CAM-LOK ON S2						
TYPE 3R/3RX 95.5 X 65 X 37, 2 SECTIONS						
DRAWN BY	SV	DATE	MANUFACTURING TOLERANCES TO BE IN ACCORDANCE WITH ASCO PROCEDURE MP-1-003. FOR PLASTIC PARTS SEE MP-1-055		ASSEM. REF. NO.	COMPUTER GENERATED DRAWING
CHECKED	RN		PROPERTY OF ASCO POWER TECHNOLOGIES. USE PERMITTED FOR OUR WORK ONLY. ALL RIGHTS OF DESIGN OR INVENTION ARE RESERVED.			SCALE 1/16" = 1" SIZE DS
PROJECT APPROVAL			ASCO POWER TECHNOLOGIES, LP.			DWG. NO. 1410001-001
FINAL APPROVAL			FLORHAM PARK, NEW JERSEY 07932 U.S.A.			DRAWING B ECN NO. 291031 SHEET 1 OF 1