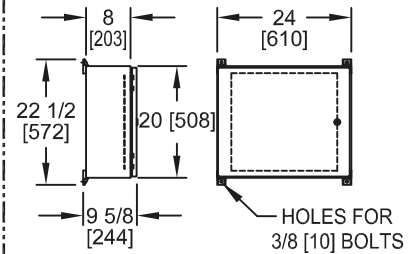
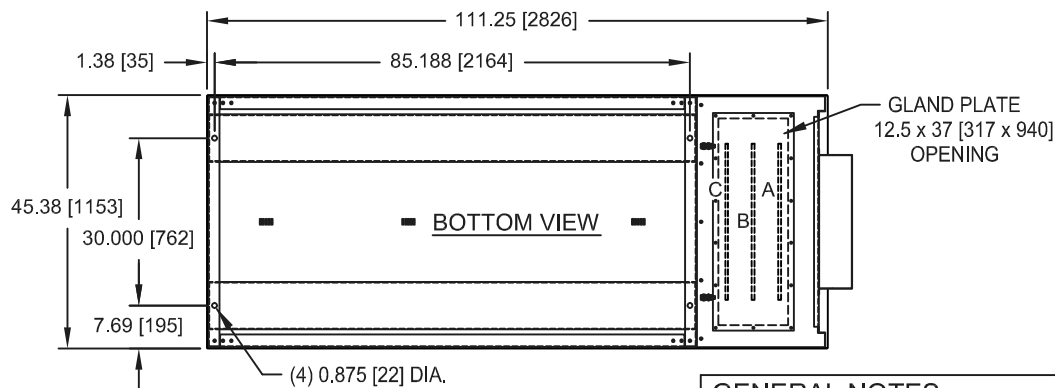
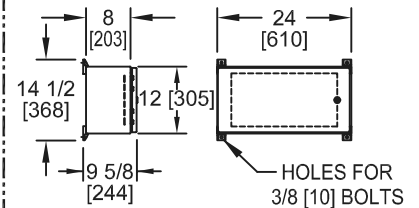


OPERATOR REMOTE CONTROL UNIT FOR DUAL VOLTAGE LOAD BANKS



OPERATOR REMOTE CONTROL UNIT FOR SINGLE VOLTAGE LOAD BANKS



RECOMMENDED MINIMUM CLEARANCES (SEE O & M MANUAL FOR INSTALLATION DETAILS)

- NOTE 1) 36" [914] ALL 4 SIDES FOR MAINTENANCE.
- NOTE 2) 36" - 48" [914-1219] ALL 4 SIDES FOR AIR INTAKE.
- NOTE 3) 12-14 FT [3658-4267] FOR TOP HOT AIR EXHAUST.
- NOTE 4) LOAD BANK IS SUPPLIED WITH OUTDOOR WEATHERPROOF NEMA-3R-TYPE ENCLOSURE.

GENERAL NOTES:

- A. UNLESS OTHERWISE NOTED:
 1. ALL DIMENSIONS ARE IN INCHES. EXCEPT "[xxx]" = mm.
 - B. APPROX WEIGHT: 4500 - 5000 LBS [2041-2268 KG].
 - C. SEE ELECTRICAL SCHEMATIC FOR LOAD CAPACITY (KW) RATINGS, VOLTAGE RATINGS, AND BLOWER MOTOR RATING (H.P.)

LD Load Banks Direct
www.LoadBanksDirect.com

TEXT			
LOAD BANK, 2000 THRU 3000KW, 36" FAN (WITH GRAVITY HOOD)			
DWG. NO.	REV.	SHEET	
LS2000-3000G-OL	-	1 of 1	
DRAWN BY	CHKD BY	DATE	SIZE
JJF	MMP	10/11/18	A

THIS DRAWING IS PROPERTY OF LOAD BANKS DIRECT AND SHALL REMAIN SO WHILE IN USER'S POSSESSION. THE TECHNOLOGY SHOWN HERE IS STRICTLY PROPRIETARY AND IS NOT TO BE DISCLOSED TO ANY 3RD PARTY WITHOUT LOAD BANKS DIRECT PRIOR CONSENT.